

Garador Side-Hinged Garage Doors Brochure

NEW Ascot and Windsor side-hinged garage doors



Garador Side-Hinged and Garage Side Doors

Surface :

Steel Side-hinged doors are constructed around a strong steel box section chassis in Traffic White (RAL 9016) as standard. Timber doors constructed using solid red cedar, built around our steel box section chassis. A range of stain options are available. All Garador timber side-hinged garage doors are plywood backed, the timber boards are not visible from the inside of the garage door.

Pre-Framed:

All doors come factory pre-framed, right-hand door leaf leading as standard (viewed from the outside) with lever/ lever handle set.

Steel Colours: Standard colours are:

- Terra Brown (RAL 8028)
- Traffic White (RAL 9016)



Optional colours available on an approximate 4 week lead-time:



- Light Ivory (RAL 1015)



- Pigeon Blue (RAL 5014)



- Anthracite Grey (RAL 7016)



- Burgundy Brown



- Ruby Red (RAL 3003)



- Moss Green (RAL 6005)



- Jet Black (RAL 9005)



- Golden Brown



- Signal Blue (RAL 5005)



- Fir Green (RAL 6009)



- Slate Grey (RAL 7015)



- Chartwell Green (BS 4800)



- Steel Blue (RAL 5011)

Other optional colours available on an approximate 6 week lead-time:



- Stone Grey (RAL 7030)



- Light grey (RAL 7035)



- Window Grey (RAL 7040)



- Clay Brown (RAL 8003)

Timber Stains: Full finished stains available as an option. Stain colours include:



- Light Oak



- Walnut



- Ebony



- Chestnut



- Antique Oak



- Mahogany

GRP Colours:



- White



- Magnolia



- Bleached Oak



- Red Mahogany



- Dark Mahogany



- Light Oak



- Dark Oak



- Irish Oak



- Honey Beech



- Teak



- Rosewood



- Golden Brown



- Ebony



- Anthracite Grey




- Green



- Blue



- Gloss White



- Gloss Magnolia

Garador Side-Hinged and Garage Side Doors

Handle:

Supplied with black lever/lever handle on right side (viewed outside)

Terminology:

Nominal Door Size: This is the actual door panel size plus the fitting tolerances. The nominal door size should be used for internal dimensions of a timber frame.

Size Code: This has traditionally been used to order doors. This may not be the actual door size.


Packaging:

All steel side-hinged doors are poly-wrapped as standard.

Stock Availability:

4 to 6 week lead-time on standard and purpose made sizes.





Two point locking for security

A shoot-bolt latch is used to secure the top and bottom of the fixed leaf. This is easily opened and closed with a centrally located flip-up handle, positioned in the middle of the door.



Sturdy weather proof rubber seals all round

There are strong weather proof seals built into the door frame and along the door stop on both the fixed and leading door leaf. This helps to prevent drafts inside the garage and keep the rain and wind outside.

3-way adjustable hinges allow the door position to be precisely adjusted for a smooth door action and a tight close against the rubber seal.




75mm frame and Concealed hinges for security

A 75mm wide galvanised steel door frame gives a strong and stable door construction. The hinges are concealed in the frame reducing their vulnerability to burglars. Concealed hinges also provide a seamless appearance across the door panel and frame, as there are no hinge knuckles protruding above the surface of the door.




Door stays and dampeners

A door stay at the top of the door, helps to keep the door open and stops it blowing shut, if there are heavy winds. Gas pistons are employed as dampeners for a gentle closing motion.



Aluminium threshold

A 20 mm aluminium threshold blocks the flow of air that can pass underneath the door. It is angled facing outwards to allow for the passage of cars into the garage and for any mild water run-off.



Lever/ lever black plastic handle

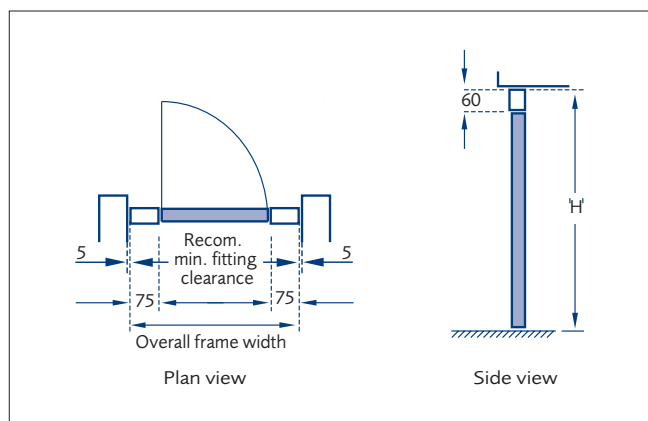
Supplied complete with a lever/ lever black plastic handle for ease of access. Ideally suited to garages used to store tools or gardening supplies where the user can still open the door even when their hands are full.

Garage Side Door & Side-hinged Door Specifications

Door leaves supplied factory pre-framed ready for site installation. Fixed leaf (RH side when viewed from inside) fitted with tower bolts at top and bottom of inner leading edge. The floor will need to be finished and level for the bottom tower bolts to engage.

Garage Side door factory pre-framed

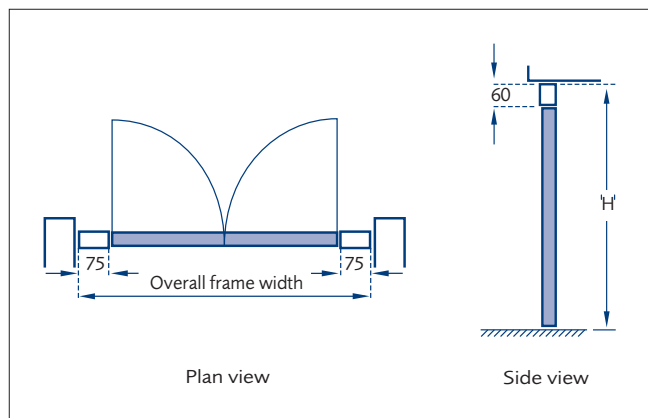
Between brickwork fixing



The nominal clear passage clearance is 74 mm less than the opening width and 12 mm less than the opening height.

Side-hinged door factory pre-framed

Between brickwork fixing



The nominal drive through clearance is 124 mm less than the opening width and 12 mm less than the opening height.

GARADOR

The Garage Door People

Bunford Lane, Yeovil, Somerset, BA20 2GL
Tel: (01935) 443722 Fax: (01935) 443744

www.garador.co.uk



Garador is the UK's leading manufacturer of garage doors and operators, with an ultra-modern production facility located in Somerset. We use German engineering expertise to produce highly sophisticated doors and operators. By purchasing a Garador product you can be assured of the highest level of quality, safety and security. With a nationwide network of stockists, installers and service technicians we are an ideal partner for your project.

